

RX 60 Technical Data Electric Forklift Truck

RX 60-16

RX 60-18

RX 60-20



RX 60-16/20 Electric Forklift Truck

Non-stop action

This specification sheet to VDI Guideline 2198 only gives the technical figures for the standard truck. Different tyres, other masts, additional equipment etc. could give different figures.

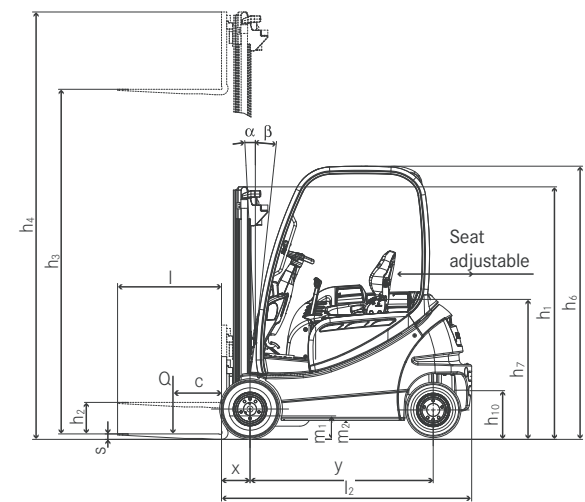


		STILL	STILL	STILL				
Distinguishing marks	1.1	Manufacturer			STILL	STILL	STILL	
	1.2	Manufacturer's type designation			RX 60-16	RX 60-18	RX 60-20	
		Manufacturer model number			6311	6313	6315	
	1.3	Drive			Electric	Electric	Electric	
	1.4	Operation			Seated	Seated	Seated	
	1.5	Nominal load capacity/load	Q	kg	1600	1800	2000	
	1.6	Load centre distance	c	mm	500	500	500	
	1.8	Load spacing	x	mm	355	355	365	
	1.9	Wheel base	y	mm	1448	1448	1448	
Weights	2.1	Empty weight (incl. battery)		kg	3479	3479	3517	
	2.2	Axle loading, laden	front/rear	kg	4175/904	4495/784	4873/644	
	2.3	Axle loading, unladen	front/rear	kg	1615/1864	1615/1864	1569/1858	
Tyres/chassis	3.1	Tyres			Superelastic	Superelastic	Superelastic	
	3.2	Tyre size	front	mm	18 x 7-8	200/50-10	200/50-10	
	3.2	Tyre size	rear	mm	16 x 6-8	16 x 6-8	16 x 6-8	
	3.5	Wheels, number (x = driven)	front/rear		2x/2	2x/2	2x/2	
	3.6	Track width	front/rear	b ₁₀ /b ₁₁	mm	932/865	942/865	942/866
Basic dimensions	4.1	Tilt of mast/fork carriage	forward/backward	α/β	°	3/8	3/8	3/8
	4.2	Height	mast lowered	h ₁	mm	2160	2160	2160
	4.3	Free lift		h ₂	mm	150	150	150
	4.4	Lift ¹		h ₃	mm	3230	3230	3150
	4.5	Height	mast extended	h ₄	mm	3873	3873	3725
	4.7	Height above protected roof (cabin)		h ₆	mm	2240	2240	2240
	4.8	Seat height in terms of SIP		h ₇	mm	1173	1173	1173
	4.12	Coupling height		h ₁₀	mm	460/350	460/350	460/350
	4.19	Total length		l ₁	mm	2908	2908	2918
	4.20	Length including fork backs		l ₂	mm	2108	2108	2118
	4.21	Total width		b ₁	mm	1099	1138	1138
	4.22	Fork dimensions		s/e/l	mm	40/80/800	40/80/800	40/80/800
	4.23	Fork carriage ISO 2328, class/form A, B				ISO II/A	ISO II/A	ISO II/A
	4.24	Fork carriage width		b ₃	mm	980	980	980
	4.31	Ground clearance under mast		m ₁	mm	90	90	90
	4.32	Ground clearance centre wheel base		m ₂	mm	123	123	123
	4.34.1	Working aisle width with pallet 1000 x 1200 crossways		A _{st}	mm	3439	3439	3449
	4.34.2	Working aisle width with pallet 800 x 1200 lengthways		A _{st}	mm	3638	3638	3648
	4.35	Turning radius		W _a	mm	1883	1883	1883
	4.36	Smallest pivoting distance		b ₁₃	mm	538.5	538.5	538.5
Performance data	5.1	Driving speed	laden/unladen	km/h	20/20	20/20	20/20	
	5.2	Lifting speed	laden/unladen	m/s	0.53/0.62	0.52/0.62	0.45/0.58	
	5.3	Lowering speed	laden/unladen	m/s	0.51/0.47	0.52/0.48	0.53/0.49	
	5.5	Drawbar pull	laden/unladen	N	2775/2916	2611/2916	2602/2905	
	5.6	Max. drawbar pull	laden/unladen	N	9967/9789	9983/9789	90663/9785	
	5.7	Gradeability	laden/unladen	%	11.6/17.0	10.7/17.0	10.2/16.8	
	5.8	Max. gradeability	laden/unladen	%	20.2/26.0	19.4/26.0	18.0/26.3	
	5.9	Acceleration time	laden/unladen	s	4.1/4.0	4.3/4.1	4.3/4.2	
	5.10	Service brake				Electric/ mechanical	Electric/ mechanical	Electric/ mechanical
	Electric engine	6.1	Drive motor, output with S3 = 60 min		kW	2 x 5.5	2 x 5.5	2 x 5.5
6.2		Lifting motor, output at 15% ED		kW	11	11	11	
6.3		Battery according to DIN 43531/35/36 A, B, C, no			DIN 43536 A	DIN 43536 A	DIN 43536 A	
6.4		Battery voltage	U	V	80	80	80	
6.4.1		Battery capacity K ₅		Ah	420 (-480)	420 (-480)	420 (-480)	
6.5		Battery weight		kg	1238	1238	1238	
6.6	Energy consumption 60 VDI combustion cycles/hour		kWh/h	4.4	4.5	4.7		
Miscellaneous	10.1	Working pressure for accessory equipment		bar	250	250	250	
	10.2	Oil volume for accessory equipment		l/min	30	30	30	
	10.7	Sound pressure level L _{pA2} (operator's position) ²		dB(A)	<70	<70	<70	
		Human vibrations: acceleration in accordance with EN 13059		m/s ²	<0.7	<0.7	<0.7	
10.8	Trailer coupling, item/DIN type			Bolt	Bolt	Bolt		

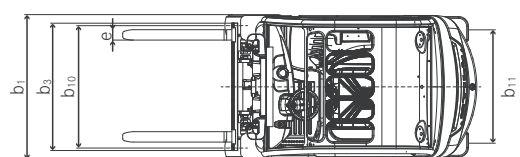
¹ The nominal lift stated includes the tyre deflection and tyre diameter tolerances

² No cab; different values with cab

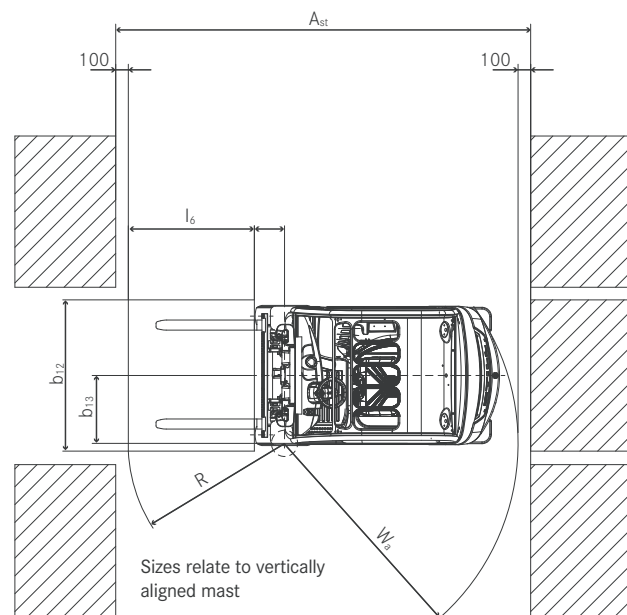
RX 60-16/20 Electric Forklift Truck Technical Drawings



Side view



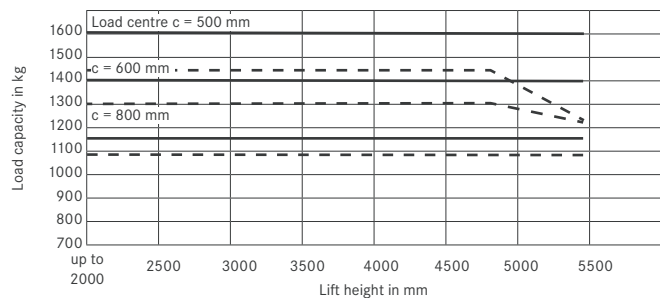
Top view



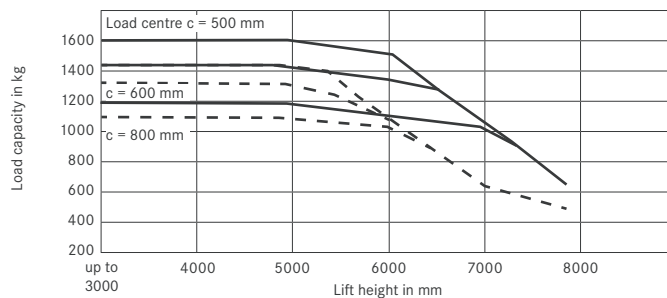
Top view

Basic Load Capacities

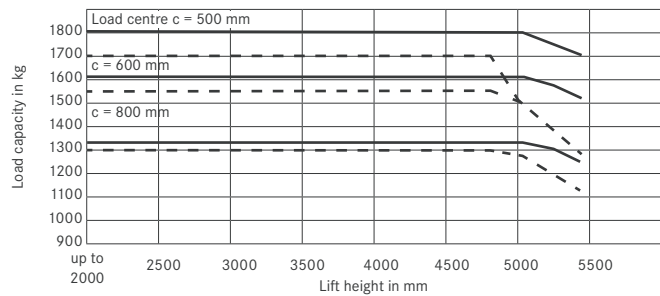
Load capacity RX 60-16 Telescopic/HiLo mast



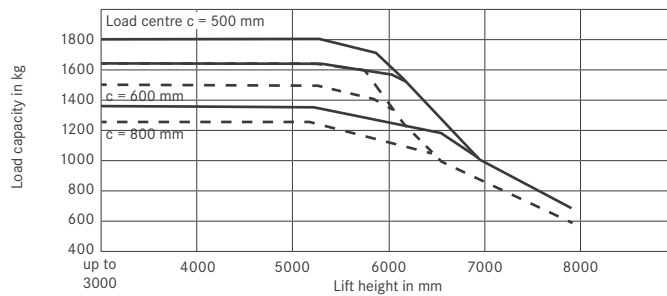
Load capacity RX 60-16 Triplex mast




Load capacity RX 60-18 Telescopic/HiLo mast



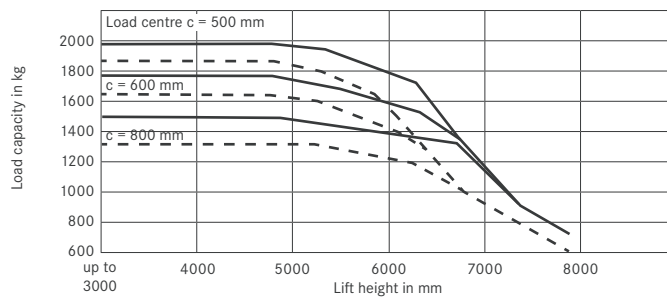
Load capacity RX 60-18 Triplex mast



Load capacity RX 60-20 Telescopic/HiLo mast



Load capacity RX 60-20 Triplex mast



— Fork carriage — Side shift



Model	Parameter	Unit	Telescopic mast										HiLo mast					Triplex mast							
			2830	3030	3230	3530	3930	4230	4730	5430	2975	3175	3375	3575	3975	4320	4620	4920	5220	5620	6070	6820	7870		
RX 60-16	Nominal lift	h ₃	mm	2830	3030	3230	3530	3930	4230	4730	5430	2975	3175	3375	3575	3975	4320	4620	4920	5220	5620	6070	6820	7870	
	Overall height	h ₁	mm	1960	2060	2160	2310	2510	2660	2910	3260	1960	2060	2160	2260	2460	1960	2060	2160	2260	2460	2610	2860	3210	
	Free lift ^{1,2}	h ₂ /h ₅	mm	150	150	150	150	150	150	150	150	1362	1462	1562	1662	1862	1362	1462	1562	1662	1862	2012	2262	2612	
	Maximum height ^{1,2}	h ₄	mm	3473	3673	3873	4173	4573	4873	5373	6073	3593	3793	3993	4193	4593	4938	5238	5538	5838	6238	6688	7438	8488	
	Tilt of mast/fork carriage	forward/backward	α/β	3/8										3/6					3/6						
	Fork lock-in position centre-centre		mm	216 / 368 / 445 / 521 / 673 / 760										216 / 368 / 445 / 521 / 673 / 760					216 / 368 / 445 / 521 / 673 / 760						
	Tyres	front/rear		18 x 7-8 / 16 x 6-8										18 x 7-8 / 16 x 6-8					18 x 7-8 / 16 x 6-8						
	Track	front/rear	b ₁₀ /b ₁₁	932 / 865										932 / 865					932 / 865						
Maximum width		b ₁	1099										1099					1099							
RX 60-18	Nominal lift	h ₃	mm	2830	3030	3230	3530	3930	4230	4730	5430	2875	3075	3275	3475	4143	4170	4470	4770	5070	5470	5920	6670	7720	
	Overall height	h ₁	mm	1960	2060	2160	2310	2510	2660	2910	3260	1960	2060	2160	2260	2460	1960	2060	2160	2260	2460	2610	2860	3210	
	Free lift ^{1,2}	h ₂ /h ₅	mm	150	150	150	150	150	150	150	150	1312	1412	1512	1612	1812	1312	1412	1512	1612	1812	1962	2212	2562	
	Maximum height ^{1,2}	h ₄	mm	3473	3673	3873	4173	4573	4873	5373	6073	3543	3743	3943	4143	4543	4838	5138	5438	5738	6138	6588	7338	8388	
	Tilt of mast/fork carriage	forward/backward	α/β	3/8										3/6					3/6						
	Fork lock-in position centre-centre		mm	216 / 368 / 445 / 521 / 673 / 760										216 / 368 / 445 / 521 / 673 / 760					216 / 368 / 445 / 521 / 673 / 760						
	Tyres	front/rear		200/50-10 // 16 x 6-8										200/50-10 // 16 x 6-8					200/50-10 // 16 x 6-8						
	Track	front/rear	b ₁₀ /b ₁₁	942 / 865										942 / 865					942 / 865						
Maximum width		b ₁	1138										1138					1138							
RX 60-20	Nominal lift	h ₃	mm	2750	2950	3150	3450	3850	4150	4650	5350	2870	3070	3270	3470	3870	4165	4465	4765	5065	5665	6115	6865	7915	
	Overall height	h ₁	mm	1960	2060	2160	2310	2510	2660	2910	3260	1960	2060	2160	2260	2460	1960	2060	2160	2260	2460	2610	2860	3210	
	Free lift ^{1,2}	h ₂ /h ₅	mm	150	150	150	150	150	150	150	150	1405	1505	1605	1705	1905	1405	1505	1605	1705	1905	2055	2305	2655	
	Maximum height ^{1,2}	h ₄	mm	3325	3525	3725	4025	4425	4725	5225	5925	3445	3645	3845	4045	4445	4755	5055	5355	5655	6255	6705	7455	8505	
	Tilt of mast/fork carriage	forward/backward	α/β	3/8										3/6					3/6						
	Fork lock-in position centre-centre		mm	216 / 368 / 445 / 521 / 673 / 760										216 / 368 / 445 / 521 / 673 / 760					216 / 368 / 445 / 521 / 673 / 760						
	Tyres	front/rear		200/50-10 // 16 x 6-8										200/50-10 // 16 x 6-8					200/50-10 // 16 x 6-8						
	Track	front/rear	b ₁₀ /b ₁₁	942 / 865										942 / 865					943 / 865						
Maximum width		b ₁	1138										1138					1138							

¹ Fork carriage ISO 2A standard
² Deviations depending on 4/6-stop fork carriages

Gradients

Maximum distance that can be driven in 60 minutes.

Example: With a load of 2,000 kg and an incline of 10%, a RX 60-20 can drive a distance of 350 m up to ten times in an hour.

With load	Gradient	Maximum distance in m			
		RX 60-16	RX 60-18	RX 60-20	
	17%	1689	1577	1420	
	10%	3767	3704	3500	
	5%	10551	10452	9987	
	2.8%	14068	13798	13438	
Without load	Gradient	Maximum distance in m			
		RX 60-16	RX 60-18	RX 60-20	
		26%	1530	1556	1582
		17%	3259	3304	3314
	9%	10261	10312	10351	
	3%	19325	19453	19650	

Dry rough concrete = coefficient of friction 0.80
Battery: Standard as per data sheet
Speed is variable

Detailed Photos



Illuminated clipboard makes documents easily legible



Comfortable and high-quality driver's cab



External LED lighting for excellent light conditions



Driver information available centrally (e.g. display of energy consumption)

Display showing remaining power and current charge status

Blue-Q energy saving mode

Optimum availability due to convenient and safe lateral battery change



With a lifting capacity of 1.6 to 2.0 tonnes, the popular RX 60 forklift truck models are now better than ever: following a comprehensive overhaul, this smart electric forklift truck now sets new standards when it comes to transporting heavy goods weighing between 1.6 and 2.0 tonnes. Never before has it been easier to keep an eye on energy consumption. A display shows you just how many hours of use the truck has left using the current driving programme.

The RX 60 is a fantastic all-rounder in tight working areas, both over short and long distances, and is ideally suited for combined indoor and outdoor use, making it the perfect forklift truck for a range of applications. This includes drinks, fruit and vegetable storage in the food and drinks industry, as well as applications in printing firms, freight carrier receipt and dispatch of goods and multi-shift operations in the car industry, e.g. for the provision of equipment on production lines.

Extensive Equipment

Power

- Can lift up to two tonnes with a load centre of 500 mm
- Full power: maintenance-free rotary current drive with 80 Volt technology
- Move goods effectively: driving speed of up to 20 km/h
- Sufficient energy for multi-shift operations: high battery capacity and lateral battery replacement
- Perfect performance control: display shows truck's remaining usage time using the current driving programme

Precision

- Driving programmes allow the user to switch between maximum handling performance or optimum efficiency
- Adjustable to suit every task: speed, acceleration and braking can all be individually set
- Sensitive operation and continuous control of lifting speed: the latest proportional valve technology
- Intuitive one-pedal control
- Precise load handling: driver's seat and steering column set to one side giving optimal view past loads

Ergonomics

- Spacious, comfortable driver's cab that can be individually set up and offers numerous storage compartments
- Even more comfortable: premium driver's seat option provides perfect seat ergonomics

- Feel at home: standard, easy-to-use operating concept across the whole RX product line
- Comfortable: simple and safe entry and exit
- Choose from a range of individual control options: multi-lever, mini-lever, Fingertip or Joystick 4Plus

Compactness

- Ideal for use in small spaces: compact truck dimensions and extreme manoeuvrability allow for operation in narrow aisles
- Narrow truck frames enable efficient block forklifting
- Outstanding driving stability when turning

Safety

- Perfect all-round view: large viewing window allows vision on all sides, including the overhead guard
- Optimum safety thanks to the truck's low centre of gravity

Environmental Responsibility

- Low operating costs: low energy consumption and long maintenance intervals (1000 operating hours)
- Emission-free drive
- Blue-Q efficiency mode allows energy savings of up to 20% at the touch of a button with no loss of performance
- Over 95% of all installed materials are recyclable

RX 60-16/20 Electric Forklift Truck

Equipment Variants



		RX 60-16	RX 60-18	RX 60-20
Driver's seat	Safe and ergonomic driver's seat, with a large step, spacious footwell, excellent all-round visibility and optimal control element lay-out	●	●	●
	Drive-in overhead guard with Makrolon roof	○	○	○
	Weather-protected, canvas or full cab	○	○	○
	Tinted front windscreen, roof window made of either green-tinted or Makrolon laminated safety glass, windscreen wiper and wash system	○	○	○
	Low operating costs due to low energy consumption	●	●	●
	Sunshade and sun blind	○	○	○
	Roof liner with interior lighting	○	○	○
	Driver's seat with leatherette cover	●	●	●
	Textile cover, airsprung, lumbar support, extra-wide seat pad, large suspension travel, height-adjustable back extension, heated seat	○	○	○
	One-pedal control, switching the direction of travel using the hydraulic control	●	●	●
	Double-pedal control	○	○	○
	Splash-proof operating unit featuring display and function buttons	●	●	●
	Grab handle on protective roof	●	●	●
	Cold storage version, display and hydraulic oil can be used up to -30 °C	○	○	○
	Electrical heating 1500 W incl. defrosting blaster for front windscreen and footwell	○	○	○
	Document pocket on the back of the driver's seat	○	○	○
	Built-in storage and drink holder	●	●	●
	Horizontal spring plate for driver's seat to minimise human vibrations	○	○	○
	Adjustable roof window for instant cabin ventilation	○	○	○
	Seat can be rotated 20° to the right	○	○	○
Pad with clipboard, removable	○	○	○	
Radio/MP3 player with USB connection	○	○	○	
Mast	Free view mast available in duplex, NiHo and triplex versions	○	○	○
	Load backrest	○	○	○
	Mast vertical position	○	○	○
	Hydraulic accumulator in the lifting cylinder to attenuate pressure peaks in the hydraulic system	○	○	○
	Bellows protect the tilt cylinder from dust and moisture	○	○	○
	Stroke shut-off via push button	○	○	○
	Fork wear protection	○	○	○
Tyres	Superelastic/SIT system	●	●	●
	Superelastic/natural colour/SIT system Superelastic/Continental/SIT system Superelastic/anti-static/SIT system	○	○	○
Hydraulics	Multi-lever operation	●	●	●
	Mini-lever with armrest, 2, 3 or 4 levers, Fingertip or Joystick 4Plus	○	○	○
	Noise-optimised hydraulic pump	●	●	●
	Custom parametrisation of hydraulic functions	○	○	○
Drive	Proportional valve technology for high-precision movements	○	○	○
	High handling control due to powerful rotary current drive	●	●	●
	Blue-Q energy saving mode	●	●	●
	Display showing energy consumption and remaining driving time based on current charge	●	●	●
	Maintenance-free engines for driving, steering and lifting	●	●	●
Brake	Operating hours counter only operational with drive and lifting motor	●	●	●
	5 driving programmes	●	●	●
	Wear-free disc brakes that run in an oil bath	●	●	●
	Low operating and maintenance costs due to low energy consumption, energy recovery during braking, wear-free electrical braking, enclosed disc brakes	●	●	●
Safety	Energy recovery when braking	●	●	●
	Mechanical parking brake	●	●	●
	Electromagnetic parking brake, parking assistant for safe parking of the truck	○	○	○
	Protective grille roof	○	○	○
	Headlights and LED lighting performance	○	○	○
	Forklift has a low centre of gravity and steering axle with high self-aligning bearing for optimum levels of safety	●	●	●
	Panoramic mirror	○	○	○
	STILL Safety Light warning device, illuminated blue	○	○	○
	Assistance system (ATC - Assistance Truck Control): for safe exit/parking and seat belt control	○	○	○
	Assistance system (ATC - Assistance Truck Control): speed limiter controlled by steering angle	○	○	○
	Assistance system (ATC - Assistance Truck Control): speed limited when fork carrier is raised	○	○	○
	Driver-adjusted speed limiter	●	●	●
	Direction can be changed both left- and right-handed via mini-console	○	○	○
Load measuring with ±3% precision	○	○	○	
EasyBelt restraint system for quick and safe fastening and unfastening	○	○	○	
Sauermann type HRS-E/ERS restraint system or IWS restraint system with strap opening on the left	○	○	○	
FleetManager: access authorisation, shock detection, reports, OptiTruck	○	○	○	

● Standard ○ Optional — Not available

STILL



STILL Materials Handling Ltd
Aston Way
Leyland Preston
PR26 7UX
Tel.: +44 (0)845 603 6827

STILL Materials Handling Ltd
Jacks Way
Hill Barton
Business Park
Clyst St. Mary
Exeter
EX5 1FG
Tel.: +44 (0)345 603 6827
info@still.co.uk
For further information please visit:
www.still.co.uk



STILL is certified in the following areas: Quality management, occupational safety, environmental protection and energy management.



first in intralogistics